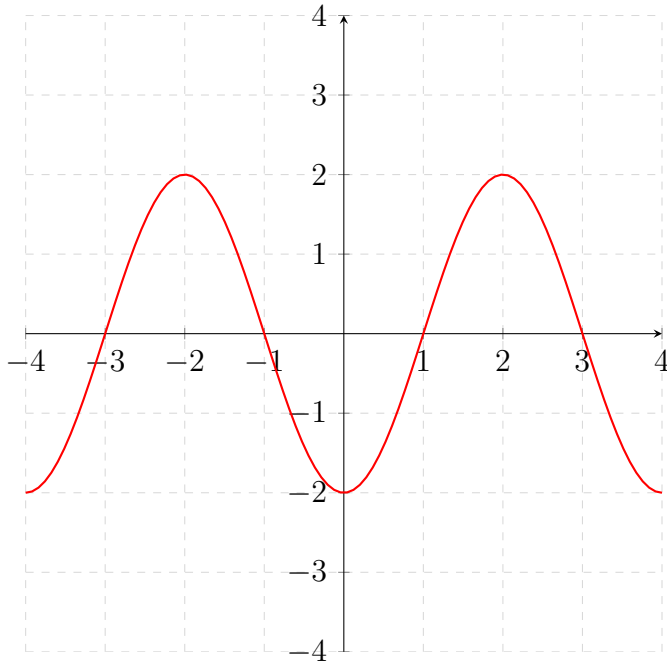


1. Graph the following function: $f(x) = 2 \cos\left(\frac{\pi}{2}x - \pi\right)$



2. Find the exact value, if possible:

(a) $\cos(\cos^{-1} 0.6)$

$\cos^{-1}.6$ is some angle in the first quadrant because the range of \cos^{-1} is $[0, \pi]$.
Thus $\cos(\cos^{-1}.6) = .6$ since the range of \cos is $[0, 2\pi]$.

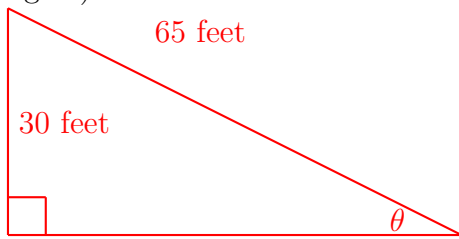
(b) $\sin^{-1}\left(\sin \frac{3\pi}{2}\right)$

$\sin \frac{3\pi}{2} = -1$; $\sin^{-1}(-1) = -\frac{\pi}{2}$ since the range of \sin^{-1} is $[-\frac{\pi}{2}, \frac{\pi}{2}]$.

(c) $\cos(\tan^{-1} 1)$

$\tan^{-1} 1 = \frac{\pi}{4}$ since the range of \tan^{-1} is $(-\frac{\pi}{2}, \frac{\pi}{2})$. Finally, $\cos \frac{\pi}{4} = \frac{\sqrt{2}}{2}$.

3. A kite flies at a height of 30 feet when 65 feet of string is out. If the string is in a straight line, find the angle that it makes with the ground (round to the nearest degree).



To compute θ , refer to the picture. $\sin \theta = \frac{30}{65} \implies \theta = \sin^{-1} \frac{30}{65} = 27.4864 = 27^\circ$.

4. Verify the identities:

$$(a) \frac{1 + \sin \theta}{\cos \theta} = \sec \theta + \tan \theta$$

$$\frac{1 + \sin \theta}{\cos \theta} = \frac{1}{\cos \theta} + \frac{\sin \theta}{\cos \theta} = \sec \theta + \tan \theta$$

$$(b) \frac{\cos \theta}{1 + \sin \theta} + \frac{1 + \sin \theta}{\cos \theta} = 2 \sec \theta$$

$$\begin{aligned} \frac{\cos \theta}{1 + \sin \theta} + \frac{1 + \sin \theta}{\cos \theta} &= \left(\frac{1 - \sin \theta}{1 - \sin \theta} \right) \frac{\cos \theta}{1 + \sin \theta} + \frac{1 + \sin \theta}{\cos \theta} \\ &= \frac{(1 - \sin \theta) \cos \theta}{1 - \sin^2 \theta} + \frac{1 + \sin \theta}{\cos \theta} \\ &= \frac{(1 - \sin \theta) \cos \theta}{\cos^2 \theta} + \frac{1 + \sin \theta}{\cos \theta} \\ &= \frac{1 - \sin \theta}{\cos \theta} + \frac{1 + \sin \theta}{\cos \theta} \\ &= \frac{1 - \sin \theta + 1 + \sin \theta}{\cos \theta} \\ &= \frac{2}{\cos \theta} \\ &= 2 \sec \theta \end{aligned}$$

5. Find the exact value, using either the sum, difference, or half-angle identities:

(a) $\cos 15^\circ$

$$\begin{aligned}\cos 15^\circ &= \cos(45^\circ - 30^\circ) = \cos 45 \cos 30 + \sin 45 \sin 30 = \frac{\sqrt{2}}{2} \frac{\sqrt{3}}{2} + \frac{\sqrt{2}}{2} \frac{1}{2} \\ &= \frac{\sqrt{6} + \sqrt{2}}{4}\end{aligned}$$

(b) $\cos 75^\circ$

$$\begin{aligned}\cos 75^\circ &= \cos(45^\circ + 30^\circ) = \cos 45 \cos 30 - \sin 45 \sin 30 = \frac{\sqrt{2}}{2} \frac{\sqrt{3}}{2} - \frac{\sqrt{2}}{2} \frac{1}{2} \\ &= \frac{\sqrt{6} - \sqrt{2}}{4}\end{aligned}$$

(c) $\cos 112.5^\circ$

First, identify that 112.5° is in the second quadrant. Hence the cosine will be a negative quantity. Now, apply the half angle formula:

$$\begin{aligned}\cos \frac{225}{2} &= -\sqrt{\frac{1 + \cos 225}{2}} = -\sqrt{\frac{1 + \frac{\sqrt{2}}{2}}{2}} \\ &= -\sqrt{\frac{2 + \sqrt{2}}{4}} = -\frac{\sqrt{2 + \sqrt{2}}}{2}\end{aligned}$$

6. Write an equivalent expression for $\sin^4 x$ that does not contain powers of trigonometric functions greater than 1.

$$\sin^2 x = \frac{1 - \cos 2x}{2}; \text{ apply this repeatedly.}$$

$$\sin^4 x = \sin^2 x \sin^2 x = \left(\frac{1 - \cos 2x}{2}\right) \left(\frac{1 - \cos 2x}{2}\right) = \frac{1}{4} (1 - 2 \cos 2x + \cos^2 2x)$$

Now we must also reduce $\cos^2 2x$; so apply the formula $\cos^2 x = \frac{1 + \cos 2x}{2}$ to get

$$\cos^2 2x = \frac{1 + \cos(2 \cdot 2x)}{2}; \text{ the solution is thus } \frac{1}{4} \left(1 - 2 \cos 2x + \frac{1 + \cos 4x}{2}\right)$$

7. Solve for all x :

(a) $2 \cos^2 x + 3 \sin x = 0$

Know that $\cos^2 x = 1 - \sin^2 x$: hence

$$2(1 - \sin^2 x) + 3 \sin x = 0$$

$$2 - 2 \sin^2 x + 3 \sin x = 0$$

$$-2 \sin^2 x + 3 \sin x + 2 = 0$$

$$2 \sin^2 x - 3 \sin x - 2 = 0$$

$$(2 \sin x + 1)(\sin x - 2) = 0$$

The solutions to each factor separately:

$$2 \sin x + 1 = 0 \text{ when } \sin x = -\frac{1}{2}; x = -\frac{\pi}{6} + 2\pi k, \frac{7\pi}{6} + 2\pi k \text{ for all } k \in \mathbb{Z}.$$

$\sin x - 2 = 0$ can never happen.

(b) $\cos 2x + 3 \sin x - 2 = 0$

Know that $\cos 2x = 1 - 2 \sin^2 x$: hence

$$1 - 2 \sin^2 x + 3 \sin x - 2 = 0$$

$$-2 \sin^2 x + 3 \sin x - 1 = 0$$

$$2 \sin^2 x - 3 \sin x + 1 = 0$$

$$(2 \sin x - 1)(\sin x - 1) = 0$$

The solutions to each factor separately:

$$2 \sin x - 1 = 0 \text{ when } \sin x = \frac{1}{2}; x = \frac{\pi}{6} + 2\pi k, \frac{5\pi}{6} + 2\pi k \text{ for all } k \in \mathbb{Z}.$$

$$\sin x - 1 = 0 \text{ when } \sin x = 1; x = \frac{\pi}{2} + 2\pi k \text{ for all } k \in \mathbb{Z}.$$

8. Solve triangle ABC if $A = 40^\circ$, $a = 54$, and $b = 62$. Round lengths to the nearest tenth and angles to the nearest degree.

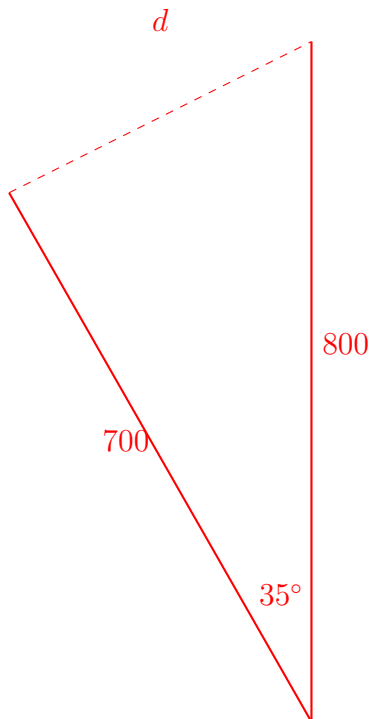
Apply the law of sines: $\frac{54}{\sin 40^\circ} = \frac{62}{\sin B}$; so $\sin B = \frac{62}{54} \sin 40^\circ$

Hence $\sin B = .738015$. There are two angles B from 0 to π such that $\sin B = .738015$; the first is 47.5626° , and the second is its supplement $180^\circ - 47.5626^\circ = 132.437^\circ$. We will work separately:

$B = 47.5626^\circ$ case: so $C = 92.4374^\circ$, and thus $\frac{c}{\sin 92.4374^\circ} = \frac{a}{\sin 40^\circ}$ means that $c = \frac{a}{\sin 40^\circ} \sin 92.4374^\circ = 83.9331^\circ$.

$B = 132.437^\circ$ case: so $C = 7.563^\circ$, and thus $\frac{c}{\sin 7.563^\circ} = \frac{a}{\sin 40^\circ}$ means that $c = \frac{a}{\sin 40^\circ} \sin 7.563^\circ = 11.057$.

9. Two airplanes leave an airport at the same time on different runways. One flies directly north at 400 miles per hour. The other flies north-northwest at a 35° to the first airplane at 350 miles per hour. How far apart are the two planes after two hours?



Consult the diagram. We will apply the law of cosines: $d^2 = 800^2 + 700^2 - 2(800)(700) \cos 35^\circ$;

$$d^2 = 1130000 - 1120000 \cos 35^\circ = 212550$$

$$d = \sqrt{212550} = 461.031$$

Trigonometric Identities

Sum Identities

$$\sin(\alpha + \beta) = \sin \alpha \cos \beta + \cos \alpha \sin \beta$$

$$\cos(\alpha + \beta) = \cos \alpha \cos \beta - \sin \alpha \sin \beta$$

$$\tan(\alpha + \beta) = \frac{\tan \alpha + \tan \beta}{1 - \tan \alpha \tan \beta}$$

Difference Identities

$$\sin(\alpha - \beta) = \sin \alpha \cos \beta - \cos \alpha \sin \beta$$

$$\cos(\alpha - \beta) = \cos \alpha \cos \beta + \sin \alpha \sin \beta$$

$$\tan(\alpha - \beta) = \frac{\tan \alpha - \tan \beta}{1 + \tan \alpha \tan \beta}$$

Double-Angle Identities

$$\sin(2\theta) = 2 \sin \theta \cos \theta$$

$$\cos(2\theta) = \cos^2 \theta - \sin^2 \theta$$

$$= 1 - 2 \sin^2 \theta$$

$$= 2 \cos^2 \theta - 1$$

$$\tan(2\theta) = \frac{2 \tan \theta}{1 - \tan^2 \theta}$$

Power-Reducing Identities

$$\sin^2 \theta = \frac{1 - \cos 2\theta}{2}$$

$$\cos^2 \theta = \frac{1 + \cos 2\theta}{2}$$

Half-Angle Identities

$$\sin \frac{\theta}{2} = \pm \sqrt{\frac{1 - \cos \theta}{2}}$$

$$\cos \frac{\theta}{2} = \pm \sqrt{\frac{1 + \cos \theta}{2}}$$

$$\tan \frac{\theta}{2} = \frac{\sin \theta}{1 + \cos \theta} = \frac{1 - \cos \theta}{\sin \theta}$$